



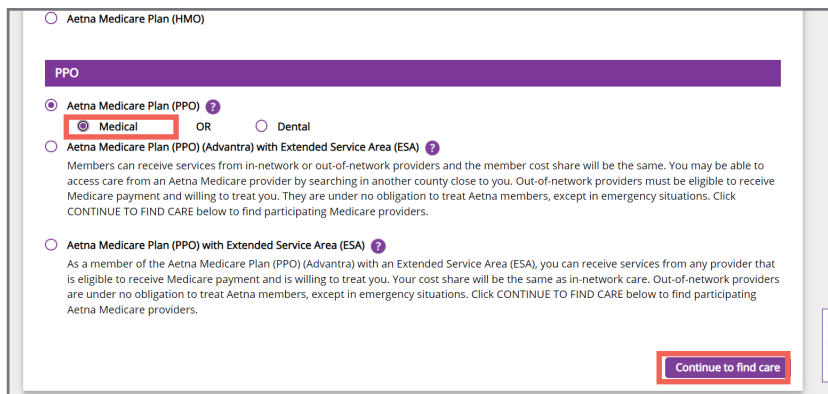
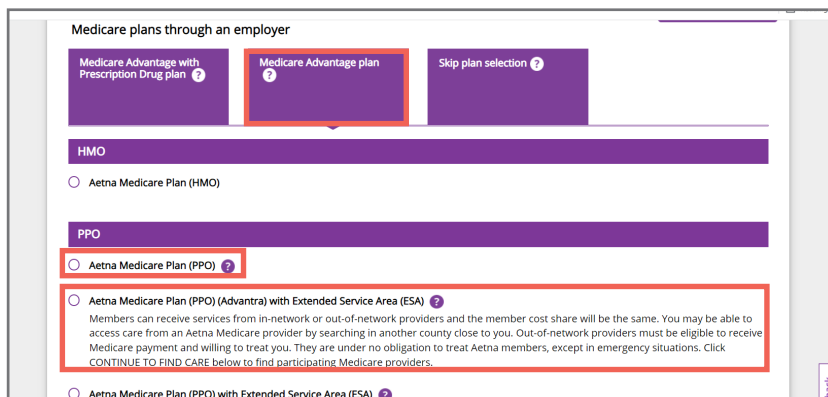
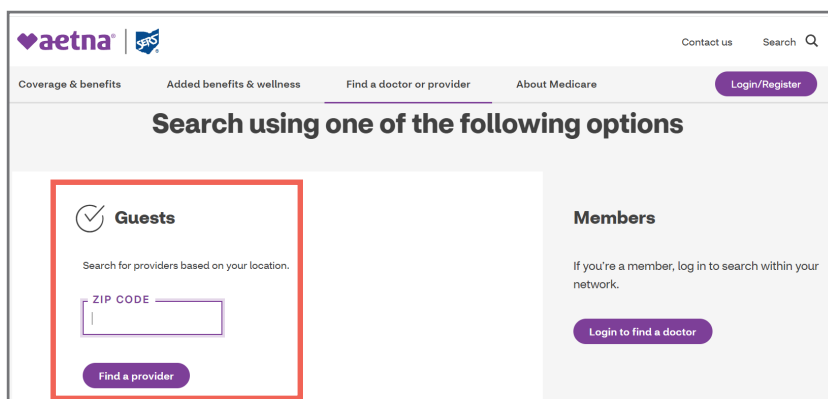
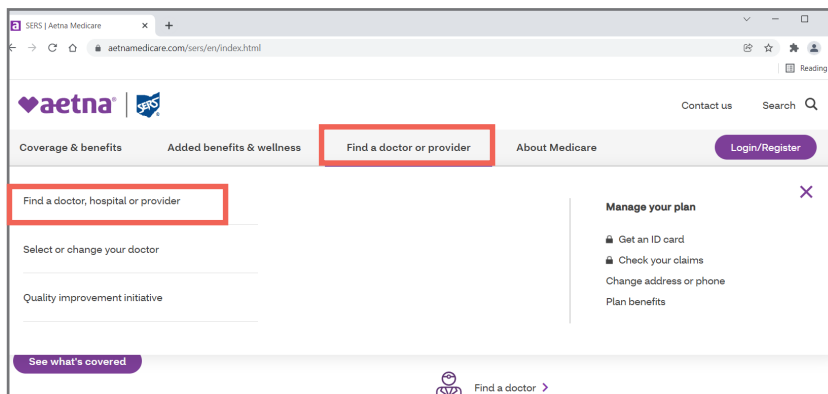
HOW TO FIND AETNA MEDICARE PLAN (PPO) NETWORK PROVIDERS

1. Open your internet browser and type **SERS.AetnaMedicare.com** in the address bar.
2. Click on **Find a doctor or provider** near the top of the page.
Then click on **Find a doctor, hospital or provider** from the drop-down menu.

3. Under **Guests**, click **Find a provider**. Enter your zip code, and click the **Find a Provider** button again.

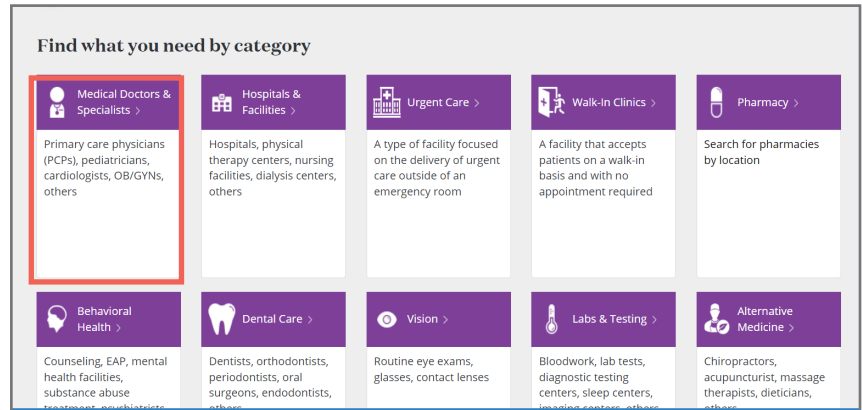
4. Under **Medicare plans through an employer**, click on **Medicare Advantage plan**.
 - If you are an Ohio resident, select **Aetna Medicare Plan (PPO)**
 - If your permanent residence is outside of Ohio, select **Aetna Medicare Plan (PPO) with Extended Service Area (ESA)**

5. Select **Medical** and click the **Continue to find care** button in the lower right-hand corner of the screen.



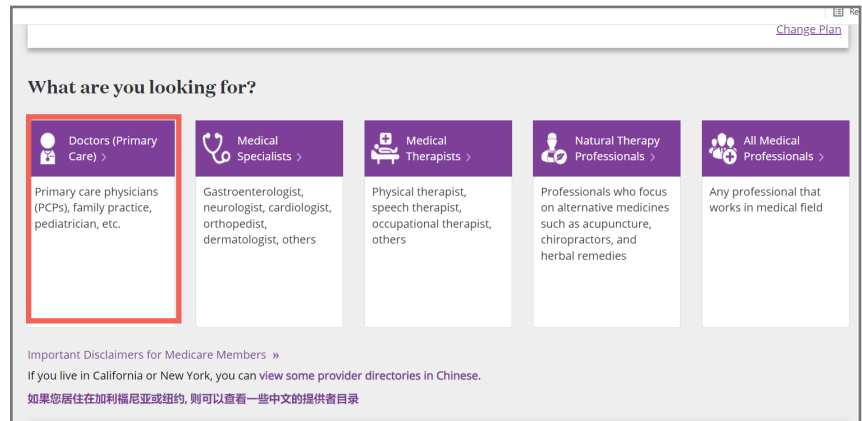
6. Either use the search bar, or scroll down to **Find what you need by category** and select the type of provider you are looking for:

- Medical Doctors & Specialists
- Hospitals & Facilities
- Urgent Care
- Walk-In Clinics



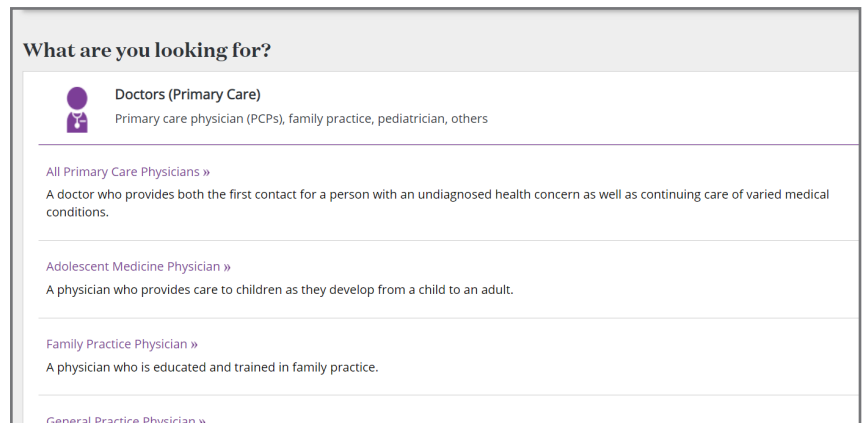
7. For example, if you click on **Medical Doctors & Specialists**, you will be given the option to select the type of medical doctor:

- Doctors (Primary Care)
- Medical Specialists
- Medical Therapists
- Natural Therapy Professionals
- All Medical Professionals



8. If you select **Doctors (Primary Care)**, it brings up a list of different types of primary care physicians (PCPs) to choose from:

- All PCPs
- Adolescent Medicine Physician
- Family Practice Physician
- General Practice Physician
- Geriatrician
- Internist
- Pediatrician



9. A list of providers will display.